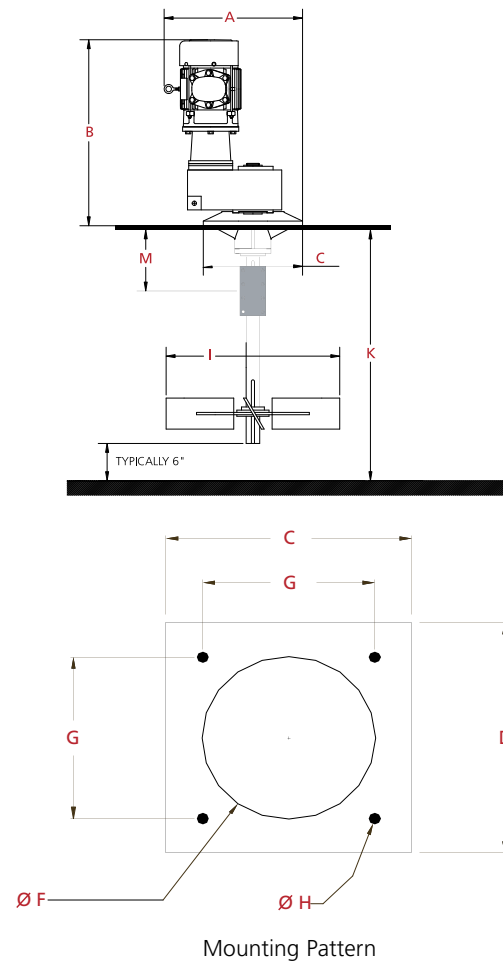
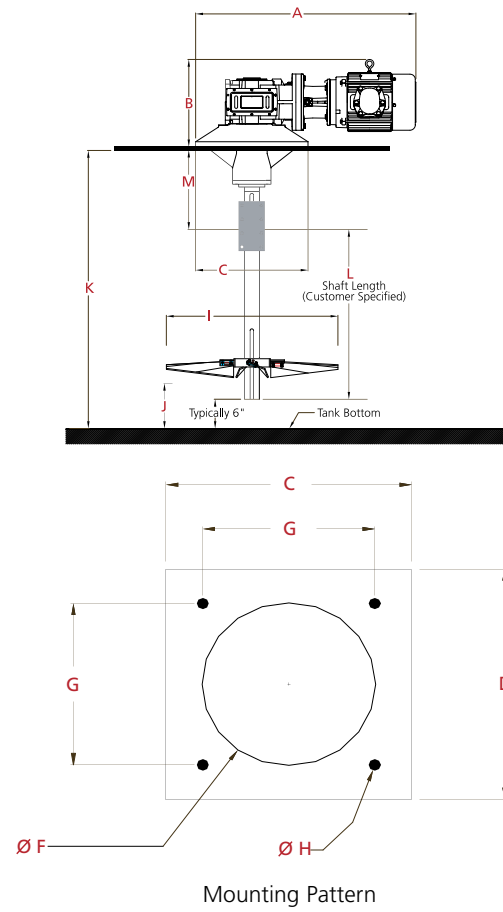


SOLIDS CONTROL

AGITATOR



Right Angle Agitators

Models	A (mm)	B (mm)	C (mm)	D (mm)	F (mm)	G (mm)	H (mm)	I (mm)	J	K	L	M (mm)
SCM2A3-C	32-3/4" (832)	13-9/16" (344)	16" (406)	16" (406)	14" (356)	14" (356)	7/8" (22)	24" (610)	See Note 1	See Note 2	K-M-6	10-1/2" (267)
SM2A5-C	34-3/8" (873)	13-9/16" (344)	16" (406)	16" (406)	14" (356)	14" (356)	7/8" (22)	28" (711)			K-M-6	10-1/2" (267)
SCM2A7-C	38-1/16" (967)	11-11/16" (297)	16" (406)	16" (406)	14" (356)	14" (356)	7/8" (22)	32" (813)			K-M-6	10-1/2" (267)
SCM2A10-C	38-1/16" (967)	11-11/16" (297)	16" (406)	16" (406)	14" (356)	14" (356)	7/8" (22)	32" (813)			K-M-6	10-1/2" (267)
SCM2A15-C	48-1/2" (1232)	15-11/16" (398)	22" (559)	22" (559)	18-1/2" (470)	19" (483)	1-1/8" (29)	40" (1016)			K-M-6	15-1/2" (394)
SCM2A20-C	49-9/16" (1233)	16-15/16" (430)	22" (559)	22" (559)	18-1/2" (470)	19" (483)	1-1/8" (29)	44" (1118)			K-M-6	15-1/2" (394)
SCM2A25-C	52-1/16" (1322)	18-1/2" (470)	22" (559)	22" (559)	18-1/2" (470)	19" (483)	1-1/8" (29)	48" (1219)	K-M-6	15-1/2" (394)		

Note 1 – Recommended height for impeller blades is .75 x Impeller Diameter (off bottom of tank)
Note 2 – Measured from top of structure supporting agitator to tank bottom

Vertical Agitators

Models	A (mm)	B (mm)	C (mm)	D (mm)	F (mm)	G (mm)	H (mm)	I (mm)	J	K	L	M (mm)
SCM2A3-V	22-5/16" (567)	29" (737)	16" (406)	16" (406)	14" (356)	14" (356)	7/8" (22)	24" (610)	See Note 1	See Note 2	K-M-6	10-1/2" (267)
SCM2A5-V	22-5/16" (567)	30" (762)	16" (406)	16" (406)	14" (356)	14" (356)	7/8" (22)	28" (711)			K-M-6	10-1/2" (267)
SCM2A7-V	23-9/16" (598)	32-7/8" (835)	16" (406)	16" (406)	14" (356)	14" (356)	7/8" (22)	32" (813)			K-M-6	10-1/2" (267)
SCM2A10-V	24-7/8" (632)	36-11/16" (932)	16" (406)	16" (406)	18-1/2" (356)	19" (356)	1-1/8" (22)	36" (813)			K-M-6	10-1/2" (267)
SCM2A15-V	25-15/16" (659)	43-1/16" (1094)	22" (559)	22" (559)	18-1/2" (470)	19" (483)	1-1/8" (29)	40" (1016)			K-M-6	15-1/2" (394)
SCM2A20-V	26-1/2" (673)	41-11/16" (1059)	22" (559)	22" (559)	18-1/2" (470)	19" (483)	1-1/8" (29)	44" (1118)			K-M-6	15-1/2" (394)
SCM2A25-V	28-1/16" (713)	43" (1092)	22" (559)	22" (559)	18-1/2" (470)	19" (483)	1-1/8" (29)	48" (1219)	K-M-6	15-1/2" (394)		

Note 1 – Recommended height for impeller blades is .75 x Impeller Diameter (off bottom of tank)
Note 2 – Measured from top of structure supporting agitator to tank bottom

● Scomi Oiltools

The Scomi Oiltools agitator uses an impeller to mix and suspend the solids using both axial and radial flows. Using low shear mixers to suspend and mix mud additives will minimise particle size degradation and polymer shear. Unlike centrifugal pumps or mud guns, the agitator is a relatively low shear and low energy device and easy to operate and inexpensive to maintain.

FEATURES & BENEFITS

- The agitator features a rugged cast iron gearbox that houses a helical bevel gearing. Each helical bevel gear stage is 98% efficient. Unlike a typical worm gear set is only 85% efficient, since it loses most of its efficiency through the generation of heat.
- Internal gears and bearings are lubricated with mineral oil. When the ambient temperature drops below 23°F or rises above 140°F, a synthetic lubricant should be substituted.
- A unique feature of the agitator is its lower bearing, which can be maintained from the top of the tank. This feature eliminates the need for in-tank inspections of the lower bearing, and also provides a barrier of grease that can be expunged out of the lower seal. The lower seals are arranged to accommodate the grease pocket and make for a four-tier layer of protection for the gearing. The end result means the lower bearing stays in contact with good, uncontaminated lubricant at all times.
- An external oil sight glass has been provided, so the oil level can be checked at a glance.
- Vent plugs are supplied and installed in the gearbox housing to maintain a homeostatic internal pressure, which prevents pressure build-up that could blow out an oil seal.

IMPELLER



Canted Blade Impeller

For most applications, canted blade impellers are suitable. Our canted blade impellers produce a combination of both radial and axial shear in the mud. We have models available in 45° or 60° as well as carbon or stainless steel make.



Hydrofoil impeller

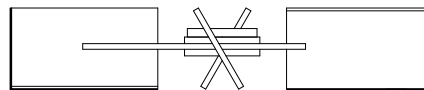
Hydrofoil impellers produce the most efficient mixing while requiring the least power consumption. The hydrofoil impellers are available in carbon or stainless steel make.

IMPELLER FLOW RATES

Impeller Diameter	Pump @ 60 rpm	Pump @ 50 rpm	Required HorsePower	Impeller Diameter	Pump @ 60 rpm	Pump @ 50 rpm
28	2375	2212	3	42	10584	8468
30	3288	2721	5	45	13018	10415
36	5682	4702	7.5	48	15799	12640
40	7795	6451	10	50	17457	13965
42	9023	7468	15	55	23403	18722
44	10375	8586	20	60	30550	24440
48	13470	11147	25	65	39006	31204

We can assist in choosing the impeller size and material type that is best suited for your application.

Canted Impeller



Hydrofoil Impeller



Scomi

www.scomioiltools.com.my

Europe	T +44 1224 719 200	F +44 1224 708 677	E aberdeen.sales@uk.scomioiltools.com
Middle East	T +9714 8838 236	F +9714 8838 920	E dubai.sales@ae.scomioiltools.com
Americas	T +1281 260 6016	F +1281 260 6969	E houston.sales@us.scomioiltools.com
Asia	T +603 2080 5080	F +603 2080 5083	E kl.sales@my.scomioiltools.com
West Africa	T +234 803 402 8010	F +1832 550 2582	E nigeria.sales@my.scomioiltools.com

Terms & conditions apply. Please refer to www.scomigroup.com.my/t&c for further information.

Copyright © 2010 Scomi Oiltools Bermuda Limited. All Rights Reserved.

Printed on environmentally friendly paper • FSDSND-Rev0810